





BRISBANE  
J CLAYTON

21-22	1	2	3	4	5	6
1	4	●	●	H6	W5	W
2	P	4	●	H4	W	W
3	P	●	4	H4	W	W
4	1	●	●	P	W	W
5	1	●	●	HW	2	X
6	●	●	●	HW	W	6

Mat Inn BF HS 6s Ave S/R  
2 2 23 15 0 10.50 91.30

HEAT

BRISBANE  
DMK GRANT

21-22	1	2	3	4	5	6
1	4	1	H6	W5	W	W
2	2	4	H4	W	W	W
3	2	1	4	W	W	W
4	P	●	H4	2	W	W
5	P	●	HW	W	2	X
6	P	●	HW	W	W	6

Mat Inn BF HS 6s Ave S/R  
2 1 1 1\* 0 - 100.00

Inn Ovs Ave Econ S/R Wkt Econ  
2 8 16.00 6.00 16.00 44 1

HEAT

BRISBANE  
S MCGIFFIN

21-22	1	2	3	4	5	6
1	4	●	●	●	H4	W
2	P	2	●	●	HW	W
3	P	●	2	●	HW	W
4	P	●	●	2	W2	W
5	1	●	●	H6	2	X
6	1	●	●	H4	W	4

Mat Inn BF HS 6s Ave S/R  
2 2 23 14\* 0 20.00 86.95

Inn Ovs Ave Econ S/R Wkt Econ  
2 2 - 11.50 - 11 5

HEAT

BRISBANE  
FAKHAR ZAMAN

21-22	1	2	3	4	5	6
1	4	●	H6	W	W	W
2	1	P	H4	W	W	W
3	●	●	P	W	W	W
4	●	●	H4	1	W	W
5	●	●	HW	W	P	X
6	●	●	HW	W	W	6

Mat Inn BF HS 6s Ave S/R  
1 1 8 3 0 3.00 37.50

HEAT

BRISBANE  
PG DOOLEY

21-22	1	2	3	4	5	6
1	4	2	P	W1	W	W
2	2	4	1	W	W	W
3	2	2	4	W	W	W
4	2	2	1	4	W	W
5	2	P	HW	W	4	X
6	2	P	HW	W	W	4

Mat Inn BF HS 6s Ave S/R  
1 1 3 4\* 0 - 133.33

Inn Ovs Ave Econ S/R Wkt Econ  
1 4 - 6.25 - 11 1

HEAT

BRISBANE  
CJ GANNON

21-22	1	2	3	4	5	6
1	4	●	H6	W	W	W
2	1	P	H4	W	W	W
3	●	●	P	W	W	W
4	●	●	H4	1	W	W
5	●	●	HW	W	P	X
6	●	●	HW	W	W	6

Mat Inn BF HS 6s Ave S/R  
1 1 3 1 0 1.00 33.33

Inn Ovs Ave Econ S/R Wkt Econ  
1 4 16.00 8.00 12.00 55 3

HEAT

BRISBANE  
M LABUSCHAGNE

21-22	1	2	3	4	5	6
1	4	●	H6	W	W	W
2	1	P	H4	W	W	W
3	●	●	P	W	W	W
4	●	●	H4	1	W	W
5	●	●	HW	W	P	X
6	●	●	HW	W	W	6

Mat Inn BF HS 6s Ave S/R  
1 1 6 3 0 3.00 50.00

Inn Ovs Ave Econ S/R Wkt Econ  
1 3 23.00 7.66 18.00 42 3

HEAT

BRISBANE  
RH MCDONALD

21-22	1	2	3	4	5	6
1	4	●	H6	W	W	W
2	1	P	H4	W	W	W
3	●	●	P	W	W	W
4	●	●	H4	1	W	W
5	●	●	HW	W	P	X
6	●	●	HW	W	W	6

Mat Inn BF HS 6s Ave S/R  
1 - - - - - - -

Inn Ovs Ave Econ S/R Wkt Econ  
1 2 21.00 10.50 12.00 55 5

HEAT

HOBART  
TH DAVID

21-22	1	2	3	4	5	6
1	6	4	●	●	HW	W
2	4	6	●	●	HW	W
3	4	P	6	H6	W3	W
4	4	P	●	4	W	W
5	4	1	●	H4	4	X
6	4	1	●	H4	W	6

Mat Inn BF HS 6s Ave S/R  
15 14 133 46\* 14 24.22 163.90

Inn Ovs Ave Econ S/R Wkt Econ  
12 21.2 94.50 8.85 64.00 16 4

HURRICANES

HOBART  
PSP HANDSCOMB

21-22	1	2	3	4	5	6
1	4	1	●	●	HW	W
2	2	4	●	●	HW	W
3	2	1	4	H6	W4	W
4	P	●	●	2	W	W
5	P	●	●	H4	4	X
6	P	●	●	H4	W	6

Mat Inn BF HS 6s Ave S/R  
14 12 181 47 4 20.60 113.81

HURRICANES

HOBART  
S LAMICHHANE

21-22	1	2	3	4	5	6
1	6	1	●	●	H4	W
2	4	4	●	●	H4	W
3	2	1	4	●	HW	W
4	P	●	●	4	HW	W
5	P	●	●	●	4	X
6	P	●	●	H6	W	6

Mat Inn BF HS 6s Ave S/R  
14 3 18 13\* 1 23.00 127.77

Inn Ovs Ave Econ S/R Wkt Econ  
14 54.1 30.14 7.79 23.20 33 3

HURRICANES

HOBART  
BR MCDERMOTT

21-22	1	2	3	4	5	6
1	6	2	1	●	H6	W5
2	4	4	●	●	H4	W
3	4	P	6	●	H4	W
4	4	P	●	4	HW	W
5	4	P	●	●	4	X
6	2	1	●	●	HW	6

Mat Inn BF HS 6s Ave S/R  
13 13 375 127 29 48.08 153.86

HURRICANES

HOBART  
TS ROGERS

21-22	1	2	3	4	5	6
1	6	1	●	●	HW	W
2	4	4	●	●	HW	W
3	2	1	4	H6	W4	W
4	P	●	●	4	W	W
5	P	●	●	H4	4	X
6	P	●	●	H4	W	6

Mat Inn BF HS 6s Ave S/R  
13 5 40 33\* 3 17.00 127.50

Inn Ovs Ave Econ S/R Wkt Econ  
13 49 19.30 7.87 14.70 46 3

HURRICANES

HOBART  
CP JEWELL

21-22	1	2	3	4	5	6
1	6	1	●	●	HW	W
2	4	4	●	●	HW	W
3	2	1	4	H6	W4	W
4	P	●	●	4	W	W
5	P	●	●	H4	4	X
6	P	●	●	H4	W	6

Mat Inn BF HS 6s Ave S/R  
11 11 167 51 6 19.63 129.34

HURRICANES

HOBART  
RP MEREDITH

21-22	1	2	3	4	5	6
1	6	1	●	H6	W	W
2	4	4	●	H4	W	W
3	4	1	6	H4	W	W
4	P	●	●	4	W	W
5	P	●	●	HW	4	X
6	P	●	●	HW	W	6

Mat Inn BF HS 6s Ave S/R  
11 3 10 10 0 14.00 140.00

Inn Ovs Ave Econ S/R Wkt Econ  
11 36 17.87 7.94 13.50 52 3

HURRICANES

HOBART  
NT ELLIS

21-22	1	2	3	4	5	6
1	4	2	P	W1	W	W
2	2	4	1	W	W	W
3	2	2	4	W	W	W
4	2	2	1	4	W	W
5	2	P	HW	W	4	X
6	2	P	HW	W	W	4

Mat Inn BF HS 6s Ave S/R  
8 5 31 20 1 10.50 135.48


Inn Ovs Ave Econ S/R Wkt Econ  
8 31 22.90 8.12 16.90 43 3

HURRICANES

**HOBART HC BROOK**

21-22	1	2	3	4	5	6
1	4	●	H6	W	W	W
2	1	P	H4	W	W	W
3	●	●	P	W	W	W
4	●	●	H4	1	W	W
5	●	●	HW	W	P	X
6	●	●	HW	W	W	6

Mat Inn BF HS 6s Ave S/R  
7 7 58 22 0 6.28 75.86


**HURRICANES** 

**HOBART MJ OWEN**

21-22	1	2	3	4	5	6
1	6	P	●	●	H4	W
2	4	4	●	●	H4	W
3	4	P	4	●	HW	W
4	2	1	●	4	HW	W
5	2	1	●	●	4	X
6	P	●	●	H6	W5	6

Mat Inn BF HS 6s Ave S/R  
5 4 18 16 0 26.00 144.44

Inn Overs Ave Econ S/R Wkt Econ  
5 12.1 50.50 8.30 36.50 **24 3**


**HURRICANES** 

**HOBART W PARKER**

21-22	1	2	3	4	5	6
1	6	4	●	●	HW	W
2	4	6	●	●	HW	W
3	4	P	6	H6	W3	W
4	4	P	●	4	W	W
5	4	1	●	H4	4	X
6	4	1	●	H4	W	6

Mat Inn BF HS 6s Ave S/R  
5 2 19 25\* 1 29.00 152.63

Inn Overs Ave Econ S/R Wkt Econ  
3 8 92.00 11.50 48.00 **21 5**


**HURRICANES** 

**HOBART J KANN**

21-22	1	2	3	4	5	6
1	4	●	H6	W	W	W
2	1	P	H4	W	W	W
3	●	●	P	W	W	W
4	●	●	H4	1	W	W
5	●	●	HW	W	P	X
6	●	●	HW	W	W	6

Mat Inn BF HS 6s Ave S/R  
3 - - - - - - -

Inn Overs Ave Econ S/R Wkt Econ  
3 5 76.00 15.20 30.00 **26 5**


**HURRICANES** 

**HOBART JS PARIS**

21-22	1	2	3	4	5	6
1	4	●	H6	W	W	W
2	1	P	H4	W	W	W
3	●	●	P	W	W	W
4	●	●	H4	1	W	W
5	●	●	HW	W	P	X
6	●	●	HW	W	W	6

Mat Inn BF HS 6s Ave S/R  
3 2 8 2 0 2.00 25.00

Inn Overs Ave Econ S/R Wkt Econ  
3 9.4 14.80 7.65 11.60 **56 3**


**HURRICANES** 

**HOBART TA LAMMONBY**

21-22	1	2	3	4	5	6
1	4	●	H6	W	W	W
2	1	P	H4	W	W	W
3	●	●	P	W	W	W
4	●	●	H4	1	W	W
5	●	●	HW	W	P	X
6	●	●	HW	W	W	6

Mat Inn BF HS 6s Ave S/R  
3 1 2 0 0 0.00 0.00

Inn Overs Ave Econ S/R Wkt Econ  
1 1 - 10.00 - **11 5**


**HURRICANES** 

**HOBART SM BOLAND**

21-22	1	2	3	4	5	6
1	4	●	●	●	HW	W
2	P	2	●	●	HW	W
3	P	●	4	H6	W5	W
4	P	●	●	2	W	W
5	1	●	●	H4	2	X
6	1	●	●	H4	W	6

Mat Inn BF HS 6s Ave S/R  
2 2 18 10 0 15.00 83.33

Inn Overs Ave Econ S/R Wkt Econ  
2 8 38.50 9.62 24.00 **33 5**


**HURRICANES** 

**HOBART W SANDERS**

21-22	1	2	3	4	5	6
1	4	●	H6	W	W	W
2	1	P	H4	W	W	W
3	●	●	P	W	W	W
4	●	●	H4	1	W	W
5	●	●	HW	W	P	X
6	●	●	HW	W	W	6

Mat Inn BF HS 6s Ave S/R  
2 - - - - - - -


Inn Overs Ave Econ S/R Wkt Econ  
2 2 - 13.00 - **11 5**

**HURRICANES** 

**HOBART JM COX**

21-22	1	2	3	4	5	6
1	4	●	●	H6	W5	W
2	P	4	●	H4	W	W
3	P	●	4	H4	W	W
4	1	●	●	P	W	W
5	1	●	●	HW	2	X
6	●	●	●	HW	W	6


Mat Inn BF HS 6s Ave S/R  
1 1 12 10 0 10.00 83.33

**HURRICANES** 

**MELBOURNE SB HARPER**

21-22	1	2	3	4	5	6
1	6	1	●	●	HW	W
2	4	4	●	●	HW	W
3	2	1	4	H6	W4	W
4	P	●	●	4	W	W
5	P	●	●	H4	4	X
6	P	●	●	H4	W	6


Mat Inn BF HS 6s Ave S/R  
14 13 166 57 7 18.00 119.27

**RENEGADES** 

**MELBOURNE MW HARVEY**

21-22	1	2	3	4	5	6
1	4	1	●	●	H4	W
2	2	4	●	●	H4	W
3	P	●	4	●	HW	W
4	P	●	●	4	HW	W
5	P	●	●	4	X	
6	1	●	●	H6	W5	6

Mat Inn BF HS 6s Ave S/R  
12 11 205 71\* 3 25.66 112.68


**RENEGADES** 

**MELBOURNE KW RICHARDSON**

21-22	1	2	3	4	5	6
1	4	●	●	H6	W5	W
2	P	4	●	H4	W	W
3	P	●	4	H4	W	W
4	1	●	●	P	W	W
5	1	●	●	HW	2	X
6	●	●	●	HW	W	6

Mat Inn BF HS 6s Ave S/R  
11 6 46 17 1 10.75 93.47

Inn Overs Ave Econ S/R Wkt Econ  
10 38 16.42 8.21 12.00 **55 3**


**RENEGADES** 

**MELBOURNE AJ FINCH**

21-22	1	2	3	4	5	6
1	6	P	●	●	H6	W2
2	4	4	●	●	H4	W
3	4	P	4	●	H4	W
4	2	1	●	4	HW	W
5	2	1	●	●	4	X
6	P	●	●	●	HW	6

Mat Inn BF HS 6s Ave S/R  
11 10 296 82 18 38.60 130.40


Inn Overs Ave Econ S/R Wkt Econ  
1 1 - 10.00 - **11 5**

**RENEGADES** 

**MELBOURNE J FRASER-MCGURK**

21-22	1	2	3	4	5	6
1	4	1	●	H6	W4	W
2	2	4	●	H4	W	W
3	P	●	4	H4	W	W
4	P	●	●	4	W	W
5	P	●	●	HW	4	X
6	1	●	●	HW	W	6

Mat Inn BF HS 6s Ave S/R  
9 8 106 32 3 14.00 105.66


**RENEGADES** 

**MELBOURNE NJ MADDINSON**

21-22	1	2	3	4	5	6
1	4	1	●	●	HW	W
2	2	4	●	●	HW	W
3	2	1	4	H6	W4	W
4	P	●	●	2	W	W
5	P	●	●	H4	4	X
6	P	●	●	H4	W	6

Mat Inn BF HS 6s Ave S/R  
9 9 114 67 5 16.00 112.28

Inn Overs Ave Econ S/R Wkt Econ  
7 14 16.16 6.92 14.00 **51 2**


**RENEGADES** 

**MELBOURNE MOHAMMAD NABI**

21-22	1	2	3	4	5	6
1	4	●	H6	W	W	W
2	1	P	H4	W	W	W
3	●	●	P	W	W	W
4	●	●	H4	1	W	W
5	●	●	HW	W	P	X
6	●	●	HW	W	W	6

Mat Inn BF HS 6s Ave S/R  
9 7 47 12 0 5.14 76.59

Inn Overs Ave Econ S/R Wkt Econ  
7 16 35.66 6.68 32.00 **25 2**

**RENEGADES** 









**SYDNEY DT CHRISTIAN**

21-22	1	2	3	4	5	6
1	6	1	●	●	HW	W
2	4	4	●	●	HW	W
3	2	1	4	H6	W4	W
4	P	●	●	4	W	W
5	P	●	●	H4	4	X
6	P	●	●	H4	W	6

Mat Inn BF HS 6s Ave S/R  
17 15 209 73 10 20.30 126.31  
Inn Overs Ave Econ S/R Wkt Econ  
13 30.4 32.85 7.50 26.20 **32 3**

**SIXERS**

**SYDNEY MC HENRIQUES**

21-22	1	2	3	4	5	6
1	6	P	●	●	H6	W2
2	4	4	●	●	H4	W
3	4	P	4	●	H4	W
4	2	1	●	4	HW	W
5	2	1	●	●	4	X
6	P	●	●	●	HW	6

Mat Inn BF HS 6s Ave S/R  
16 15 330 76\* 12 36.66 133.33  
Inn Overs Ave Econ S/R Wkt Econ  
3 3 19.00 6.33 18.00 **42 1**

**SIXERS**

**SYDNEY JR PHILIPPE**

21-22	1	2	3	4	5	6
1	6	P	●	●	H4	W
2	4	4	●	●	H4	W
3	4	P	4	●	HW	W
4	2	1	●	4	HW	W
5	2	1	●	●	4	X
6	P	●	●	H6	W5	6

Mat Inn BF HS 6s Ave S/R  
15 14 299 99\* 16 33.00 143.47

**SIXERS**

**SYDNEY DP HUGHES**

21-22	1	2	3	4	5	6
1	6	1	●	●	H4	W
2	4	4	●	●	H4	W
3	2	1	4	●	HW	W
4	P	●	●	4	HW	W
5	P	●	●	●	4	X
6	P	●	●	H6	W	6

Mat Inn BF HS 6s Ave S/R  
14 12 235 66 11 23.91 122.12

**SIXERS**

**SYDNEY SA ABBOTT**

21-22	1	2	3	4	5	6
1	4	1	●	●	H4	W
2	2	4	●	●	H4	W
3	P	●	4	●	HW	W
4	P	●	●	4	HW	W
5	P	●	●	●	4	X
6	1	●	●	H6	W5	6

Mat Inn BF HS 6s Ave S/R  
14 10 99 41 5 23.40 118.18  
Inn Overs Ave Econ S/R Wkt Econ  
13 46.1 19.89 8.18 14.50 **46 3**

**SIXERS**

**SYDNEY BJ DWARSHUIS**

21-22	1	2	3	4	5	6
1	6	4	●	●	HW	W
2	4	6	●	●	HW	W
3	4	P	6	H6	W3	W
4	4	P	●	4	W	W
5	4	1	●	H4	4	X
6	4	1	●	H4	W	6

Mat Inn BF HS 6s Ave S/R  
14 6 56 66 4 24.00 171.42  
Inn Overs Ave Econ S/R Wkt Econ  
13 44 22.76 8.79 15.50 **45 4**

**SIXERS**

**SYDNEY SNJ O'KEEFE**

21-22	1	2	3	4	5	6
1	4	●	H6	W	W	W
2	1	P	H4	W	W	W
3	●	●	P	W	W	W
4	●	●	H4	1	W	W
5	●	●	HW	W	P	X
6	●	●	HW	W	W	6

Mat Inn BF HS 6s Ave S/R  
11 2 8 2\* 0 4.00 50.00  
Inn Overs Ave Econ S/R Wkt Econ  
10 38 16.66 6.57 15.20 **45 2**

**SIXERS**

**SYDNEY J AVENDANO**

21-22	1	2	3	4	5	6
1	6	1	●	H6	W5	W
2	4	4	●	H4	W	W
3	2	1	4	H4	W	W
4	P	●	●	4	W	W
5	P	●	●	HW	4	X
6	P	●	●	HW	W	6

Mat Inn BF HS 6s Ave S/R  
6 6 74 52 7 14.83 120.27

**SIXERS**

**SYDNEY J EDWARDS**

21-22	1	2	3	4	5	6
1	4	1	●	●	HW	W
2	2	4	●	●	HW	W
3	2	1	4	H6	W4	W
4	P	●	●	2	W	W
5	P	●	●	H4	4	X
6	P	●	●	H4	W	6

Mat Inn BF HS 6s Ave S/R  
6 6 100 40 1 18.33 110.00

**SIXERS**

**SYDNEY JM BIRD**

21-22	1	2	3	4	5	6
1	4	1	H6	W5	W	W
2	2	4	H4	W	W	W
3	2	1	4	W	W	W
4	P	●	H4	2	W	W
5	P	●	HW	W	2	X
6	P	●	HW	W	W	6

Mat Inn BF HS 6s Ave S/R  
6 1 1 1\* 0 - 100.00  
Inn Overs Ave Econ S/R Wkt Econ  
6 15 25.25 6.73 22.50 **34 2**

**SIXERS**

**SYDNEY CJ JORDAN**

21-22	1	2	3	4	5	6
1	6	2	1	HW	W	W
2	4	6	H6	W	W	W
3	4	P	6	W	W	W
4	4	P	H4	6	W	W
5	4	P	H4	W	6	X
6	2	1	HW	W	W	6

Mat Inn BF HS 6s Ave S/R  
5 1 6 9 0 9.00 150.00  
Inn Overs Ave Econ S/R Wkt Econ  
5 18 46.66 7.77 36.00 **24 3**

**SIXERS**

**SYDNEY TK CURRAN**

21-22	1	2	3	4	5	6
1	6	1	●	H6	W	W
2	4	4	●	H4	W	W
3	4	1	6	H4	W	W
4	P	●	●	4	W	W
5	P	●	●	HW	4	X
6	P	●	●	HW	W	6

Mat Inn BF HS 6s Ave S/R  
4 3 25 27 0 16.50 132.00  
Inn Overs Ave Econ S/R Wkt Econ  
4 9.1 18.60 10.14 11.00 **62 5**

**SIXERS**

**SYDNEY NM LYON**

21-22	1	2	3	4	5	6
1	4	1	H6	W5	W	W
2	2	4	H4	W	W	W
3	2	1	4	W	W	W
4	P	●	H4	2	W	W
5	P	●	HW	W	2	X
6	P	●	HW	W	W	6

Mat Inn BF HS 6s Ave S/R  
4 2 5 3 0 2.50 100.00  
Inn Overs Ave Econ S/R Wkt Econ  
4 13 37.00 8.53 26.00 **32 4**

**SIXERS**

**SYDNEY L POPE**

21-22	1	2	3	4	5	6
1	4	●	H6	W	W	W
2	1	P	H4	W	W	W
3	●	●	P	W	W	W
4	●	●	H4	1	W	W
5	●	●	HW	W	P	X
6	●	●	HW	W	W	6

Mat Inn BF HS 6s Ave S/R  
4 - - - - -  
Inn Overs Ave Econ S/R Wkt Econ  
4 9 28.00 9.33 18.00 **42 4**

**SIXERS**

**SYDNEY T MURPHY**

21-22	1	2	3	4	5	6
1	4	●	H6	W	W	W
2	1	P	H4	W	W	W
3	●	●	P	W	W	W
4	●	●	H4	1	W	W
5	●	●	HW	W	P	X
6	●	●	HW	W	W	6

Mat Inn BF HS 6s Ave S/R  
4 - - - - -  
Inn Overs Ave Econ S/R Wkt Econ  
3 9 46.00 5.11 54.00 **21 1**

**SIXERS**

**SYDNEY NL BERTUS**

21-22	1	2	3	4	5	6
1	4	●	●	H6	W5	W
2	P	4	●	H4	W	W
3	P	●	4	H4	W	W
4	1	●	●	P	W	W
5	1	●	●	HW	2	X
6	●	●	●	HW	W	6

Mat Inn BF HS 6s Ave S/R  
2 2 22 15 0 9.50 86.36

**SIXERS**



SYDNEY	
JS LENTON	
21-22	1 2 3 4 5 6
1	4 1 H6 W5 W W
2	2 4 H4 W W W
3	2 1 4 W W W
4	P • H4 2 W W
5	P • HW W 2 X
6	P • HW W W 6
Mat	Inn BF HS 6s Ave S/R
2	2 9 10* 0 - 111.11

SIXERS

SYDNEY	
JM CARDER	
21-22	1 2 3 4 5 6
1	4 • • H6 W5 W
2	P 4 • H4 W W
3	P • 4 H4 W W
4	1 • • P W W
5	1 • • HW 2 X
6	• • • HW W 6
Mat	Inn BF HS 6s Ave S/R
1	1 13 10 0 10.00 76.92

SIXERS

SYDNEY	
MW EDWARDS	
21-22	1 2 3 4 5 6
1	4 • H6 W W W
2	1 P H4 W W W
3	• • P W W W
4	• • H4 1 W W
5	• • HW W P X
6	• • HW W W 6
Mat	Inn BF HS 6s Ave S/R
1	- - - - - -
Inn	Overs Ave Econ S/R Wkt Econ
1	2 19.00 9.50 55 5

SIXERS

SYDNEY	
BAD MANENTI	
21-22	1 2 3 4 5 6
1	4 1 H6 W5 W W
2	2 4 H4 W W W
3	2 1 4 W W W
4	P • H4 2 W W
5	P • HW W 2 X
6	P • HW W W 6
Mat	Inn BF HS 6s Ave S/R
1	1 1 1* 0 - 100.00
Inn	Overs Ave Econ S/R Wkt Econ
1	3 18.00 6.00 42 1

SIXERS

SYDNEY	
M GILKES	
21-22	1 2 3 4 5 6
1	6 1 • • HW W
2	4 4 • • HW W
3	2 1 4 H6 W4 W
4	P • • 4 W W
5	P • • H4 4 X
6	P • • H4 W 6
Mat	Inn BF HS 6s Ave S/R
15	15 227 93 9 21.07 129.95

THUNDER

SYDNEY	
DR SAM'S	
21-22	1 2 3 4 5 6
1	6 P • H6 W W
2	4 6 • H4 W W
3	4 P 6 H4 W W
4	4 P • 4 W W
5	4 1 • HW 4 X
6	2 1 • HW W 6
Mat	Inn BF HS 6s Ave S/R
15	12 118 98* 16 19.10 161.86
Inn	Overs Ave Econ S/R Wkt Econ
15	55 24.57 8.49 42 4

THUNDER

SYDNEY	
N MCANDREW	
21-22	1 2 3 4 5 6
1	4 2 P W1 W W
2	2 4 1 W W W
3	2 2 4 W W W
4	2 2 1 4 W W
5	2 P HW W 4 X
6	2 P HW W W 4
Mat	Inn BF HS 6s Ave S/R
14	8 42 30 1 11.20 133.33
Inn	Overs Ave Econ S/R Wkt Econ
14	48 34.76 9.41 34 5

THUNDER

SYDNEY	
BCJ CUTTING	
21-22	1 2 3 4 5 6
1	4 1 • • HW W
2	2 4 • • HW W
3	2 1 4 H6 W4 W
4	P • • 2 W W
5	P • • H4 4 X
6	P • • H4 W 6
Mat	Inn BF HS 6s Ave S/R
14	11 129 37 5 17.00 118.60
Inn	Overs Ave Econ S/R Wkt Econ
8	10 98.00 9.80 16 5

THUNDER

SYDNEY	
AD HALES	
21-22	1 2 3 4 5 6
1	6 P • • H4 W
2	4 6 • • H4 W
3	4 P 6 • HW W
4	4 P • 4 HW W
5	4 1 • • 4 X
6	4 1 • H6 W 6
Mat	Inn BF HS 6s Ave S/R
13	13 258 80* 15 31.91 148.44

THUNDER

SYDNEY	
CJ GREEN	
21-22	1 2 3 4 5 6
1	6 P • H6 W W
2	4 6 • H4 W W
3	4 P 6 H4 W W
4	4 P • 4 W W
5	4 1 • HW 4 X
6	2 1 • HW W 6
Mat	Inn BF HS 6s Ave S/R
12	5 52 50 2 20.50 157.69
Inn	Overs Ave Econ S/R Wkt Econ
12	35.1 43.16 7.36 24 3

THUNDER

SYDNEY	
T SANGHA	
21-22	1 2 3 4 5 6
1	4 • • H6 W5 W
2	P 4 • H4 W W
3	P • 4 H4 W W
4	1 • • P W W
5	1 • • HW 2 X
6	• • • HW W 6
Mat	Inn BF HS 6s Ave S/R
12	3 25 17* 0 9.50 76.00
Inn	Overs Ave Econ S/R Wkt Econ
12	40.3 17.37 6.86 45 2

THUNDER

SYDNEY	
JJS SANGHA	
21-22	1 2 3 4 5 6
1	6 P • • H6 W2
2	4 4 • • H4 W
3	4 P 4 • H4 W
4	2 1 • 4 HW W
5	2 1 • • 4 X
6	P • • • HW 6
Mat	Inn BF HS 6s Ave S/R
12	12 337 91* 13 49.44 132.04
Inn	Overs Ave Econ S/R Wkt Econ
6	9 18.50 8.22 52 3

THUNDER

SYDNEY	
GS SANDHU	
21-22	1 2 3 4 5 6
1	4 1 H6 W W W
2	4 4 H4 W W W
3	4 1 4 W W W
4	P • H4 4 W W
5	P • HW W 4 X
6	P • HW W W 6
Mat	Inn BF HS 6s Ave S/R
11	4 9 11* 0 11.00 122.22
Inn	Overs Ave Econ S/R Wkt Econ
11	39.1 16.55 7.60 53 3

THUNDER

SYDNEY	
SW BILLINGS	
21-22	1 2 3 4 5 6
1	6 2 1 • H6 W5
2	4 4 • • H4 W
3	4 P 6 • H4 W
4	4 P • 4 HW W
5	4 P • • 4 X
6	2 1 • • HW 6
Mat	Inn BF HS 6s Ave S/R
9	9 185 67 12 40.57 153.51

THUNDER

SYDNEY	
AI ROSS	
21-22	1 2 3 4 5 6
1	6 P • • H6 W2
2	4 4 • • H4 W
3	4 P 4 • H4 W
4	2 1 • 4 HW W
5	2 1 • • 4 X
6	P • • • HW 6
Mat	Inn BF HS 6s Ave S/R
9	9 171 77* 7 39.50 138.59

THUNDER

SYDNEY	
O DAVIES	
21-22	1 2 3 4 5 6
1	6 1 • H6 W W
2	4 4 • H4 W W
3	4 1 6 H4 W W
4	P • • 4 W W
5	P • • HW 4 X
6	P • • HW W 6
Mat	Inn BF HS 6s Ave S/R
7	6 48 26* 4 13.60 141.66

THUNDER

**SYDNEY****S MAHMOOD**

21-22	1	2	3	4	5	6
1	4	●	H6	W	W	W
2	1	P	H4	W	W	W
3	●	●	P	W	W	W
4	●	●	H4	1	W	W
5	●	●	HW	W	P	X
6	●	●	HW	W	W	6

Mat	Inn	BF	HS	6s	Ave	S/R
6	1	3	2*	0	-	66.66
Inn	Overs	Ave	Econ	S/R	Wkt	Econ
6	23	16.15	9.13	10.60	63	4

**THUNDER****SYDNEY****MOHAMMAD HASNAIN**

21-22	1	2	3	4	5	6
1	4	2	P	W1	W	W
2	2	4	1	W	W	W
3	2	2	4	W	W	W
4	2	2	1	4	W	W
5	2	P	HW	W	4	X
6	2	P	HW	W	W	4

Mat	Inn	BF	HS	6s	Ave	S/R
5	2	3	4*	0	-	133.33
Inn	Overs	Ave	Econ	S/R	Wkt	Econ
5	18.2	15.71	6.00	15.70	45	1

**THUNDER****SYDNEY****BJ HOLT**

21-22	1	2	3	4	5	6
1	4	●	●	H6	W5	W
2	P	4	●	H4	W	W
3	P	●	4	H4	W	W
4	1	●	●	P	W	W
5	1	●	●	HW	2	X
6	●	●	●	HW	W	6

Mat	Inn	BF	HS	6s	Ave	S/R
3	2	27	17	0	9.50	70.37

**THUNDER****SYDNEY****UT KHAWAJA**

21-22	1	2	3	4	5	6
1	6	2	1	●	H6	W5
2	4	4	●	●	H4	W
3	4	P	6	●	H4	W
4	4	P	●	4	HW	W
5	4	P	●	●	4	X
6	2	1	●	●	HW	6

Mat	Inn	BF	HS	6s	Ave	S/R
2	2	68	77	1	50.00	147.05

**THUNDER****SYDNEY****AJ NAIR**

21-22	1	2	3	4	5	6
1	4	●	H6	W	W	W
2	1	P	H4	W	W	W
3	●	●	P	W	W	W
4	●	●	H4	1	W	W
5	●	●	HW	W	P	X
6	●	●	HW	W	W	6

Mat	Inn	BF	HS	6s	Ave	S/R
2	1	0	0*	0	-	-
Inn	Overs	Ave	Econ	S/R	Wkt	Econ
1	1	-	8.00	-	11	3

**THUNDER****SYDNEY****B DOGGETT**

21-22	1	2	3	4	5	6
1	4	●	H6	W	W	W
2	1	P	H4	W	W	W
3	●	●	P	W	W	W
4	●	●	H4	1	W	W
5	●	●	HW	W	P	X
6	●	●	HW	W	W	6

Mat	Inn	BF	HS	6s	Ave	S/R
1	-	-	-	-	-	-
Inn	Overs	Ave	Econ	S/R	Wkt	Econ
1	3	-	11.00	-	11	5

**THUNDER**

21-22	1	2	3	4	5	6
1						
2						
3						
4						
5						
6						

Mat	Inn	BF	HS	6s	Ave	S/R
0	0	0	0	0	0.00	0.00
Inn	Overs	Ave	Econ	S/R		
0	0	0.00	0.00	0.00		

21-22	1	2	3	4	5	6
1						
2						
3						
4						
5						
6						

Mat	Inn	BF	HS	6s	Ave	S/R
0	0	0	0	0	0.00	0.00
Inn	Overs	Ave	Econ	S/R		
0	0	0.00	0.00	0.00		

21-22	1	2	3	4	5	6
1						
2						
3						
4						
5						
6						

Mat	Inn	BF	HS	6s	Ave	S/R
0	0	0	0	0	0.00	0.00
Inn	Overs	Ave	Econ	S/R		
0	0	0.00	0.00	0.00		

21-22	1	2	3	4	5	6
1						
2						
3						
4						
5						
6						

Mat	Inn	BF	HS	6s	Ave	S/R
0	0	0	0	0	0.00	0.00
Inn	Overs	Ave	Econ	S/R		
0	0	0.00	0.00	0.00		

21-22	1	2	3	4	5	6
1						
2						
3						
4						
5						
6						

Mat	Inn	BF	HS	6s	Ave	S/R
0	0	0	0	0	0.00	0.00
Inn	Overs	Ave	Econ	S/R		
0	0	0.00	0.00	0.00		

21-22	1	2	3	4	5	6
1						
2						
3						
4						
5						
6						

Mat	Inn	BF	HS	6s	Ave	S/R
0	0	0	0	0	0.00	0.00
Inn	Overs	Ave	Econ	S/R		
0	0	0.00	0.00	0.00		

21-22	1	2	3	4	5	6
1						
2						
3						
4						
5						
6						

Mat	Inn	BF	HS	6s	Ave	S/R
0	0	0	0	0	0.00	0.00
Inn	Overs	Ave	Econ	S/R		
0	0	0.00	0.00	0.00		

21-22	1	2	3	4	5	6
1						
2						
3						
4						
5						
6						

Mat	Inn	BF	HS	6s	Ave	S/R
0	0	0	0	0	0.00	0.00
Inn	Overs	Ave	Econ	S/R		
0	0	0.00	0.00	0.00		