


AUCKLAND
MJ MCCLLENAGHAN

19-20	1	2	3	4	5	6
1	4	1	H6	W5	W	W
2	2	4	H4	W	W	W
3	2	1	4	W	W	W
4	P	●	H4	2	W	W
5	P	●	HW	W	2	X
6	P	●	HW	W	W	6


Mat	Inn	BF	HS	6s	Ave	S/R
12	3	11	5	0	5.50	100.00
Inn	Overs	Ave	Econ	S/R	Wkt	Econ
12	42	39.80	9.47	25.20	32	5

ACES 

AUCKLAND
RM HIRA

19-20	1	2	3	4	5	6
1	6	1	●	H6	W	W
2	4	4	●	H4	W	W
3	4	1	6	H4	W	W
4	P	●	●	4	W	W
5	P	●	●	HW	4	X
6	P	●	●	HW	W	6


Mat	Inn	BF	HS	6s	Ave	S/R
12	6	44	33	3	15.00	136.36
Inn	Overs	Ave	Econ	S/R	Wkt	Econ
12	41	23.50	8.02	17.50	42	3

ACES 

AUCKLAND
CRAIG CACHOPA

19-20	1	2	3	4	5	6
1	6	P	●	●	H4	W
2	4	4	●	●	H4	W
3	4	P	4	●	HW	W
4	2	1	●	4	HW	W
5	2	1	●	●	4	X
6	P	●	●	H6	W5	6


Mat	Inn	BF	HS	6s	Ave	S/R
12	9	162	66	14	27.87	137.65

ACES 

AUCKLAND
MS CHAPMAN

19-20	1	2	3	4	5	6
1	6	P	●	●	H4	W
2	4	4	●	●	H4	W
3	4	P	4	●	HW	W
4	2	1	●	4	HW	W
5	2	1	●	●	4	X
6	P	●	●	H6	W5	6


Mat	Inn	BF	HS	6s	Ave	S/R
12	10	161	63*	8	28.12	139.75
Inn	Overs	Ave	Econ	S/R	Wkt	Econ
7	21	20.71	6.90	18.00	42	2

ACES 

AUCKLAND
MJ GUPTILL

19-20	1	2	3	4	5	6
1	6	P	●	●	H6	W2
2	4	4	●	●	H4	W
3	4	P	4	●	H4	W
4	2	1	●	4	HW	W
5	2	1	●	●	4	X
6	P	●	●	●	HW	6


Mat	Inn	BF	HS	6s	Ave	S/R
12	10	283	83*	18	44.77	142.40

ACES 

AUCKLAND
C MUNRO

19-20	1	2	3	4	5	6
1	6	P	●	●	HW	W
2	4	4	●	●	HW	W
3	4	P	4	H6	W1	W
4	2	1	●	4	W	W
5	2	1	●	H4	4	X
6	P	●	●	H4	W	6


Mat	Inn	BF	HS	6s	Ave	S/R
12	10	165	68	5	22.00	133.33
Inn	Overs	Ave	Econ	S/R	Wkt	Econ
7	14	64.00	9.14	42.00	22	4

ACES 

AUCKLAND
GD PHILLIPS

19-20	1	2	3	4	5	6
1	6	P	●	●	HW	W
2	4	4	●	●	HW	W
3	4	P	4	H6	W1	W
4	2	1	●	4	W	W
5	2	1	●	H4	4	X
6	P	●	●	H4	W	6


Mat	Inn	BF	HS	6s	Ave	S/R
11	9	145	106*	9	25.75	142.06

ACES 

AUCKLAND
CJ ANDERSON

19-20	1	2	3	4	5	6
1	6	1	●	●	HW	W
2	4	4	●	●	HW	W
3	2	1	4	H6	W4	W
4	P	●	●	4	W	W
5	P	●	●	H4	4	X
6	P	●	●	H4	W	6


Mat	Inn	BF	HS	6s	Ave	S/R
9	7	107	29	9	21.50	120.56

ACES 

AUCKLAND
WER SOMERVILLE

19-20	1	2	3	4	5	6
1	4	1	●	●	H4	W
2	2	4	●	●	H4	W
3	P	●	4	●	HW	W
4	P	●	●	4	HW	W
5	P	●	●	●	4	X
6	1	●	●	H6	W5	6


Mat	Inn	BF	HS	6s	Ave	S/R
8	3	28	21*	1	-	107.14
Inn	Overs	Ave	Econ	S/R	Wkt	Econ
8	26	41.60	8.00	31.20	25	3

ACES 

AUCKLAND
SM SOLIA

19-20	1	2	3	4	5	6
1	6	P	●	●	HW	W
2	4	4	●	●	HW	W
3	4	P	4	H6	W1	W
4	2	1	●	4	W	W
5	2	1	●	H4	4	X
6	P	●	●	H4	W	6


Mat	Inn	BF	HS	6s	Ave	S/R
7	3	38	45	3	25.00	131.57
Inn	Overs	Ave	Econ	S/R	Wkt	Econ
6	16	41.75	10.43	24.00	33	5

ACES 

AUCKLAND
BG LISTER

19-20	1	2	3	4	5	6
1	4	1	H6	W5	W	W
2	2	4	H4	W	W	W
3	2	1	4	W	W	W
4	P	●	H4	2	W	W
5	P	●	HW	W	2	X
6	P	●	HW	W	W	6


Mat	Inn	BF	HS	6s	Ave	S/R
6	1	1	1*	0	-	100.00
Inn	Overs	Ave	Econ	S/R	Wkt	Econ
6	18.1	32.60	8.97	21.80	34	4

ACES 

AUCKLAND
KA JAMIESON

19-20	1	2	3	4	5	6
1	6	2	1	HW	W	W
2	4	6	H6	W	W	W
3	4	P	6	W	W	W
4	4	P	H4	6	W	W
5	4	P	H4	W	6	X
6	2	1	HW	W	W	6


Mat	Inn	BF	HS	6s	Ave	S/R
6	2	6	10*	0	-	166.66
Inn	Overs	Ave	Econ	S/R	Wkt	Econ
6	22	25.87	9.40	16.50	43	5

ACES 

AUCKLAND
BJ HORNE

19-20	1	2	3	4	5	6
1	6	2	1	HW	W	W
2	4	6	H6	W	W	W
3	4	P	6	W	W	W
4	4	P	H4	6	W	W
5	4	P	H4	W	6	X
6	2	1	HW	W	W	6


Mat	Inn	BF	HS	6s	Ave	S/R
5	4	9	10*	1	6.00	200.00

ACES 

AUCKLAND
RR O'DONNELL

19-20	1	2	3	4	5	6
1	6	P	●	H6	W	W
2	4	6	●	H4	W	W
3	4	P	6	H4	W	W
4	4	P	●	4	W	W
5	4	1	●	HW	4	X
6	2	1	●	HW	W	6


Mat	Inn	BF	HS	6s	Ave	S/R
4	4	23	27*	1	18.50	160.86

ACES 

AUCKLAND
RM TER BRAAK

19-20	1	2	3	4	5	6
1	4	●	H6	W	W	W
2	1	P	H4	W	W	W
3	●	●	P	W	W	W
4	●	●	H4	1	W	W
5	●	●	HW	W	P	X
6	●	●	HW	W	W	6


Mat	Inn	BF	HS	6s	Ave	S/R
3	-	-	-	-	-	-
Inn	Overs	Ave	Econ	S/R	Wkt	Econ
3	10	46.00	9.20	30.00	26	4

ACES 

AUCKLAND
L DELPORT

19-20	1	2	3	4	5	6
1	4	●	H6	W	W	W
2	1	P	H4	W	W	W
3	●	●	P	W	W	W
4	●	●	H4	1	W	W
5	●	●	HW	W	P	X
6	●	●	HW	W	W	6

Mat	Inn	BF	HS	6s	Ave	S/R
1	-	-	-	-	-	-
Inn	Overs	Ave	Econ	S/R	Wkt	Econ
1	3	-	8.66	-	11	4

ACES 

**NORTHERN
DR FLYNN**

19-20 1 2 3 4 5 6
1 6 1 ● H6 W W
2 4 4 ● H4 W W
3 4 1 6 H4 W W
4 P ● ● 4 W W
5 P ● ● HW 4 X
6 P ● ● HW W 6

Mat Inn BF HS 6s Ave S/R
10 9 63 29 3 14.50 138.09

KNIGHTS



**NORTHERN
BR HAMPTON**

19-20 1 2 3 4 5 6
1 4 1 ● ● HW W
2 2 4 ● ● HW W
3 2 1 4 H6 W4 W
4 P ● ● 2 W W
5 P ● ● H4 4 X
6 P ● ● H4 W 6

Mat Inn BF HS 6s Ave S/R
10 9 133 52 7 16.66 112.78

Inn Overs Ave Econ S/R Wkt Econ
1 1 - 6.00 - 11 1

KNIGHTS



**NORTHERN
TL SEIFERT**

19-20 1 2 3 4 5 6
1 6 P ● ● H6 W2
2 4 4 ● ● H4 W
3 4 P 4 ● H4 W
4 2 1 ● 4 HW W
5 2 1 ● ● 4 X
6 P ● ● ● HW 6

Mat Inn BF HS 6s Ave S/R
9 8 225 75 14 40.37 143.55

KNIGHTS



**NORTHERN
BG RANDELL**

19-20 1 2 3 4 5 6
1 4 ● H6 W W W
2 1 P H4 W W W
3 ● ● P W W W
4 ● ● H4 1 W W
5 ● ● HW W P X
6 ● ● HW W W 6

Mat Inn BF HS 6s Ave S/R
8 1 1 0 0 0.00 0.00

Inn Overs Ave Econ S/R Wkt Econ
8 28 23.36 9.17 15.20 45 4

KNIGHTS



**NORTHERN
JF CARTER**

19-20 1 2 3 4 5 6
1 6 P ● ● HW W
2 4 4 ● ● HW W
3 4 P 4 H6 W1 W
4 2 1 ● 4 W W
5 2 1 ● H4 4 X
6 P ● ● H4 W 6

Mat Inn BF HS 6s Ave S/R
8 6 63 55 4 20.75 131.74

KNIGHTS



**NORTHERN
PD BOCOCK**

19-20 1 2 3 4 5 6
1 6 P ● H6 W W
2 4 6 ● H4 W W
3 4 P 6 H4 W W
4 4 P ● 4 W W
5 4 1 ● HW 4 X
6 2 1 ● HW W 6

Mat Inn BF HS 6s Ave S/R
3 3 24 18 1 19.00 158.33

KNIGHTS



**NORTHERN
MJ FISHER**

19-20 1 2 3 4 5 6
1 4 ● H6 W W W
2 1 P H4 W W W
3 ● ● P W W W
4 ● ● H4 1 W W
5 ● ● HW W P X
6 ● ● HW W W 6

Mat Inn BF HS 6s Ave S/R
2 2 3 1* 0 - 33.33

Inn Overs Ave Econ S/R Wkt Econ
2 5 65.00 13.00 30.00 26 5

KNIGHTS



**OTAGO
MD RAE**

19-20 1 2 3 4 5 6
1 4 ● H6 W W W
2 1 P H4 W W W
3 ● ● P W W W
4 ● ● H4 1 W W
5 ● ● HW W P X
6 ● ● HW W W 6

Mat Inn BF HS 6s Ave S/R
11 1 1 0* 0 - 0.00

Inn Overs Ave Econ S/R Wkt Econ
10 34.3 29.00 9.24 18.80 41 4

VOLTS



**OTAGO
JA DUFFY**

19-20 1 2 3 4 5 6
1 6 P ● H6 W W
2 4 6 ● H4 W W
3 4 P 6 H4 W W
4 4 P ● 4 W W
5 4 1 ● HW 4 X
6 2 1 ● HW W 6

Mat Inn BF HS 6s Ave S/R
11 3 14 10* 1 21.00 150.00

Inn Overs Ave Econ S/R Wkt Econ
10 37.5 27.81 8.08 20.60 35 3

VOLTS



**OTAGO
MJG RIPPON**

19-20 1 2 3 4 5 6
1 6 1 ● H6 W5 W
2 4 4 ● H4 W W
3 2 1 4 H4 W W
4 P ● ● 4 W W
5 P ● ● HW 4 X
6 P ● ● HW W 6

Mat Inn BF HS 6s Ave S/R
11 7 39 23* 2 16.00 123.07

Inn Overs Ave Econ S/R Wkt Econ
10 39 38.62 7.92 29.20 26 3

VOLTS



**OTAGO
JL FINNIE**

19-20 1 2 3 4 5 6
1 6 4 ● ● HW W
2 4 6 ● ● HW W
3 4 P 6 H6 W3 W
4 4 P ● 4 W W
5 4 1 ● H4 4 X
6 4 1 ● H4 W 6

Mat Inn BF HS 6s Ave S/R
11 9 114 71* 7 26.14 160.52

VOLTS



**OTAGO
AK KITCHEN**

19-20 1 2 3 4 5 6
1 6 P ● ● HW W
2 4 4 ● ● HW W
3 4 P 4 H6 W1 W
4 2 1 ● 4 W W
5 2 1 ● H4 4 X
6 P ● ● H4 W 6

Mat Inn BF HS 6s Ave S/R
11 9 102 42 4 20.14 138.23

Inn Overs Ave Econ S/R Wkt Econ
10 31 49.40 7.96 37.20 24 3

VOLTS



**OTAGO
NF KELLY**

19-20 1 2 3 4 5 6
1 6 P ● ● H6 W2
2 4 4 ● ● H4 W
3 4 P 4 ● H4 W
4 2 1 ● 4 HW W
5 2 1 ● ● 4 X
6 P ● ● ● HW 6

Mat Inn BF HS 6s Ave S/R
11 10 285 85 16 44.22 139.64

VOLTS



**OTAGO
NT BROOM**

19-20 1 2 3 4 5 6
1 6 P ● ● H4 W
2 4 4 ● ● H4 W
3 4 P 4 ● HW W
4 2 1 ● 4 HW W
5 2 1 ● ● 4 X
6 P ● ● H6 W5 6

Mat Inn BF HS 6s Ave S/R
11 11 262 93 18 32.45 136.25

VOLTS



**OTAGO
HD RUTHERFORD**

19-20 1 2 3 4 5 6
1 6 4 ● ● HW W
2 4 6 ● ● HW W
3 4 P 6 H6 W3 W
4 4 P ● 4 W W
5 4 1 ● H4 4 X
6 4 1 ● H4 W 6

Mat Inn BF HS 6s Ave S/R
11 11 169 81* 17 29.30 173.37

VOLTS



**OTAGO
MW CHU**

19-20 1 2 3 4 5 6
1 4 ● H6 W W W
2 1 P H4 W W W
3 ● ● P W W W
4 ● ● H4 1 W W
5 ● ● HW W P X
6 ● ● HW W W 6

Mat Inn BF HS 6s Ave S/R
9 1 2 1* 0 - 50.00

VOLTS



**WELLINGTON
MJ NOFAL**

19-20	1	2	3	4	5	6
1	4	●	●	H6	W5	W
2	P	4	●	H4	W	W
3	P	●	4	H4	W	W
4	1	●	●	P	W	W
5	1	●	●	HW	2	X
6	●	●	●	HW	W	6

Mat	Inn	BF	HS	6s	Ave	S/R
7	4	37	16*	0	11.33	91.89
Inn	Overs	Ave	Econ	S/R	Wkt	Econ
6	9	24.00	8.00	18.00	42	3

FIREBIRDS 

**WELLINGTON
PF YOUNGHUSBAND**

19-20	1	2	3	4	5	6
1	4	1	H6	W5	W	W
2	2	4	H4	W	W	W
3	2	1	4	W	W	W
4	P	●	H4	2	W	W
5	P	●	HW	W	2	X
6	P	●	HW	W	W	6

Mat	Inn	BF	HS	6s	Ave	S/R
4	3	11	6	0	5.50	100.00
Inn	Overs	Ave	Econ	S/R	Wkt	Econ
3	10	36.00	7.20	30.00	26	2

FIREBIRDS 

**WELLINGTON
JS PATEL**

19-20	1	2	3	4	5	6
1	4	●	H6	W	W	W
2	1	P	H4	W	W	W
3	●	●	P	W	W	W
4	●	●	H4	1	W	W
5	●	●	HW	W	P	X
6	●	●	HW	W	W	6

Mat	Inn	BF	HS	6s	Ave	S/R
2	1	4	2	0	2.00	50.00
Inn	Overs	Ave	Econ	S/R	Wkt	Econ
2	8	9.20	5.75	9.60	66	1

FIREBIRDS 

**WELLINGTON
TA BLUNDELL**

19-20	1	2	3	4	5	6
1	4	1	●	●	HW	W
2	2	4	●	●	HW	W
3	2	1	4	H6	W4	W
4	P	●	●	2	W	W
5	P	●	●	H4	4	X
6	P	●	●	H4	W	6

Mat	Inn	BF	HS	6s	Ave	S/R
2	2	33	25	1	19.50	118.18

FIREBIRDS 

**WELLINGTON
LR JOHNS**

19-20	1	2	3	4	5	6
1	4	●	H6	W	W	W
2	1	P	H4	W	W	W
3	●	●	P	W	W	W
4	●	●	H4	1	W	W
5	●	●	HW	W	P	X
6	●	●	HW	W	W	6

Mat	Inn	BF	HS	6s	Ave	S/R
1	1	1	0	0	0.00	0.00

FIREBIRDS 

